











TIPS TO HELP PROTECT YOUR FUR		
1.		<p><u>BROAD-SHOULDER HANGERS:</u></p> <ul style="list-style-type: none"> • Hang your fur on a broad-shouldered hanger. Wire hangers are a no-no! Be sure to leave enough room so that the fur isn't crushed.
2.		<p><u>DO NOT-DO NOT!</u></p> <ul style="list-style-type: none"> • Store your fur in a plastic bag; air cannot circulate and the skins will dry out. • Leave your fur near heat as the fur and leather dry out. • Pick up your garment by the hood. • Mothproof fur with balls or chemical sprays. • Apply perfume/cologne directly on the fur. Makeup can cause stains and oil buildup on your fur collar. • Dry-clean your fur!!
3.		<p><u>STORAGE-BREATHING ROOM:</u></p> <ul style="list-style-type: none"> • Keep your fur garment in a closet when not wearing it; excessive light can oxidize your fur and cause it to change color. When traveling use a breathable fabric garment bag. (Do not store in a plastic bag.)
4.		<p><u>WET FUR:</u></p> <ul style="list-style-type: none"> • Rain or Snow-Simply shake your fur or use soft towel to remove excess water & hang garment to dry on broad-shouldered hanger in circulating air. NO hairdryer, heater or radiator!! After it's dry, sheared furs vigorously shake it out & if longhair fur use brush stroking with the nap.
5.		<p><u>PROFESSIONAL REPAIRS</u></p> <ul style="list-style-type: none"> • Have small rips, separations or loose buttons repaired immediately by a professional.
6.		<p><u>FRICITION:</u></p> <ul style="list-style-type: none"> • Can cause excessive wear on your fur. Use caution when getting in & out of your car, and try to avoid rubbing the fur against the seat. • Do not allow a heavy shoulder bag to rub against the same place on the fur.
7.		<p><u>HOT WEATHER-NEED to STORE:</u></p> <ul style="list-style-type: none"> • Professionally store your fur during warm weather. Cold temperature, 50F, & humidity control environments protect fur against moths, mold, fires and dryness.
8.		<p><u>PROFESSIONAL CLEANING-DO NOT DRY CLEAN!</u></p> <ul style="list-style-type: none"> • Have your fur professionally cleaned once every other year with normal use, more if you wear it a lot. Cleaning re-nourishes the leather & enhances the life of the garment. • DO NOT DRY CLEAN-FUR!